

# Sustainable Living Inc



**Bhimavaram**  
**Institute of Engineering & Technology**  
Approved by AICTE | Affiliated to JNTU - Kakinada

## Environmental Audit (Water and Waste Management)

**03** Acknowledgment

**05** Executive Summary

**11** Water and Waste Management

**25** Conclusion

# Acknowledgment

Sustainable Living Inc

**Hiran Prashanth**  
Environmental Sustainability Auditor

17 May 2022

## **Environmental Audit (Water and Waste Management)**

The Sustainable Living Inc acknowledges with thanks the cooperation extended to our team for completing the study at Bhimavaram Institute of Engineering and Technology (BIET).

The interactions and deliberations with BIET team were exemplary and the whole exercise was thoroughly a rewarding experience for us. We deeply appreciate the interest, enthusiasm, and commitment of BIET team towards environmental sustainability.

We are sure that the recommendations presented in this report will be implemented and the BIET team will further improve their environmental performance.

*Kind regards,*

Yours sincerely,  
*Hiran Prashanth*

**Hiran Prashanth**  
Environmental Sustainability Auditor  
Sustainable Living In



*KPS*  
**Dr. KOPPARTHI SURESH**  
PRINCIPAL  
BHIMAVARAM INSTITUTE OF  
ENGINEERING & TECHNOLOGY

## About Auditor

Hiran Prashanth is a sustainability consultant based in London. He has over 13 years of experience in climate change and environmental sustainability. He was working with the Confederation of Indian Industry (CII) before moving to London to pursue a master's degree at King's College, London.

Hiran Prashanth was awarded the 'Best Sustainability Assessor' by the Honorable Minister for HRD, Mr. Prakash Javadekar. Hiran Prashanth is a CII certified carbon footprint expert and a resource efficiency expert. He has trained more than 1000 industry personnel across the world on climate change and sustainability. He is a guest faculty at IIM Lucknow and SIBM, Pune. His credentials can be found on [Hiran Prashanth | LinkedIn](#). Sustainable Living Inc provides services on carbon footprint, energy audit, resource management and embodied carbon.

**Dr. KOPPARTHI SURESH**  
**PRINCIPAL**  
**BHIMAVARAM INSTITUTE OF**  
**ENGINEERING & TECHNOLOGY**



# Executive Summary

The growth of countries across the world is leading to increased consumption of natural resources. There is an urgent need to establish environmental sustainability in every activity we do. In a modern economy, environmental sustainability will play a critical role in the very existence of an organization.

An educational institution is no different. Built environment, especially an educational institution, has a considerable footprint on the environment. Impact on the environment due to energy consumption, water usage and waste generation in an educational institute is prominent. Therefore, there is an imminent need to reduce the overall environmental footprint of the institution.

As an Institution of higher learning, Bhimavaram Institute of Engineering and Technology (BIET) firmly believes that there is an urgent need to address the environmental challenges and improve their environmental footprint.

True to its belief, BIET has implemented rainwater harvesting in the campus. Continuing with rainwater harvesting, the college can also investigate the following recommendations:

- **Attain water positive status:** BIET should focus on capturing the harvested rainwater to substitute freshwater consumption, work on sustainable groundwater beyond the fence and create a framework towards attaining water positive status over a period. Presently, BIET is consuming nearly 25 KL of fresh water per day. Since metering is not available, the water consumption is calculated rather than measure value.

**Dr. KOPPARTHI SURESH**  
**PRINCIPAL**  
**BHIMAVARAM INSTITUTE OF**  
**ENGINEERING & TECHNOLOGY**

The first step is to increase the water conservation activities in the campus to reduce water consumption at source. The next step is to increase the rainwater harvesting capacity to completely offset the freshwater requirements of the plant. BIET can also explore adopting lakes, desilting of ponds and restoration of water bodies in localities surrounding the campus. Water getting harvested in those structures can offset the freshwater consumption of the college.

- **Install water efficient fixtures:** The best way to conserve water is at the source. Therefore, BIET will have to install water efficient fixtures to reduce water consumption. Some of the water efficient fixtures are:
  - Waterless urinals
  - Electronic taps (e-taps)
  - Electronic flush urinals (e-flush)
  - Foam taps
  - Spring loaded push taps
  - Low flush cistern
- **Install sewage treatment plant / rootzone treatment:** BIET uses more than 100 KL of fresh water per day. Considering that 5 KL (least value) of water is being let to drain without treatment, good opportunity exists to reduce freshwater consumption by treating the sewage water and using the recycled water for gardening and flushing application. Install biogas plant and phytoremediation in series to recycle water and reduce freshwater consumption.
- **Install water flow meters:** Water flow meters are vital in understating the water consumption patterns of the campus. Presently, the water consumption is calculated rather than being measured. Water flow meters gives an accurate status if water consumption in the campus and from the water consumption values, the roadmap for water conservation activities can be prepared.

  
**Dr. KOPPARTHI SURESH**  
**PRINCIPAL**  
**BHIMAVARAM INSTITUTE OF**  
**ENGINEERING & TECHNOLOGY**

- **Segregate waste at source:** BIET has provided bins for waste collection. BIET must embark on awareness creation methods to increase the effectiveness of collection and provide more bins for proper waste segregation.
- **Maintenance of waste management yard:** The waste management yard is to be maintained just like raw materials storage room. Waste is nothing but a resource in wrong place. Therefore, by maintaining the waste management yard, quality of wastes can be maintained.



**Dr. KOPPARTHI SURESH**  
**PRINCIPAL**  
**BHIMAVARAM INSTITUTE OF**  
**ENGINEERING & TECHNOLOGY**

# Environmental Audit

BIET and Sustainable Living Inc are working together to identify opportunities for improvement in water management, and waste management. This report highlights all the potential proposals for improvement through the audit and analysis of the data provided by BIET for water consumption and waste management. The report details the process conducted for the analysis such as on ground surveys performed for listing the type of water consumers with consumption per year, types of waste generated and disposal mechanisms.

## Submission of Documents

Environmental audit at BIET was carried out with the help data submitted by BIET team. BIET team was responsible for collecting all the necessary data and submitting the relevant documents to Sustainable Living Inc for the study.

## Preliminary Study

After the receipt of documents, a desktop review of the data for quality check, followed by preliminary study was carried out by Sustainable Living Inc. In case of discrepancy/inadequacy/non-clarity of data, Sustainable Living Inc team got in touch with the BIET team for clarification/additional information.

## Environmental Audit

Data submitted and collected during the visit was used to assess the water and waste management practices of the campus and finally provide necessary recommendation for environmental improvement.

**Dr. KOPPARTHI SURESH**  
**PRINCIPAL**  
**BHIMAVARAM INSTITUTE OF**  
**ENGINEERING & TECHNOLOGY**



## Note

Environmental audit is based on the data provided by BIET team. The scope of the study does not include the exclusive verification of various regulatory requirements related to environmental sustainability.

Sustainable Living Inc has the right to recall the study, if it finds (a) major violation in meeting the environmental regulatory requirements by the location and (b) occurrence of major accidents, leading to significant damage to ecology and environment.

# Water Conservation

To achieve a water positive status by continuous reduction of freshwater consumption should be the ultimate focus of BIET. Increased and focused attention should be given to attain water sustainability in future by inculcating the discipline of water conservation.

Fresh water consumption of BIET : 25 KL per day (KLD)

Rainwater harvesting : carried out for roof area

According to the report, 'Water in India: Situation & Prospects', India is the largest consumer of groundwater in the world with an estimated usage of 230 km<sup>3</sup> per year. Approximately 60 per cent of the demand from agriculture and irrigation, and about 80 per cent of the domestic water demand, is met through groundwater. As per the Department of Drinking Water and Sanitation nearly 90 per cent of the rural water supply is from groundwater sources. This has led to an increased pressure on aquifers and the resulting hydrological imbalance.

## Recommendations for water conservation:

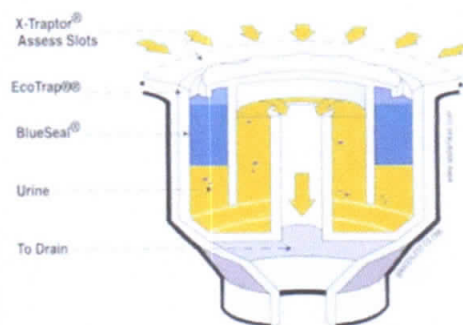
**1) Waterless urinals:** Waterless urinals look like regular urinals without a pipe for water intake. Men use them normally, but the urinals don't flush. Instead, they drain by gravity. Their outflow pipes connect to a building's conventional plumbing system. In other words, unlike a composting toilet, which leaves you to deal with your waste, these urinals send the urine to a water treatment plant.

- a. Urine flows into the drain insert of the EcoTrap.
- b. Inside of the EcoTrap the urine moves through a floating layer of proprietary immiscible BlueSeal liquid, which creates a barrier, preventing sewer gases and urine odors from entering the restroom area.
- c. The urine below the BlueSeal barrier overflows into the central tube and travels down into the drain line.

### Waterless Urinal



### Waterless Urinal



*K. Suresh*

**Dr. KOPPARTHI SURESH**  
**PRINCIPAL**  
**BHIMAVARAM INSTITUTE OF**  
**ENGINEERING & TECHNOLOGY**




d. Approximately 1500 sanitary uses are possible with just 3 ounces of BlueSeal. When the BlueSeal liquid is gone, it is simply replenished. This only takes about 20 seconds to perform and the EcoTrap is not touched.

e. Urine sediments are retained within the EcoTrap. Replacement is easy and need only be done 2 to 4 times per year depending on traffic to the urinal. As tool called the X-Traptor must be used to remove the EcoTrap. The use of the special tool helps to minimize vandalism. The entire process of replacement only takes 3 to 4 minutes.

Waterless urinals are available for women. Indian manufacturers are supplying waterless urinals technology. Ekameco is one such company providing solution for women waterless urinals. You may visit [www.ekameco.com](http://www.ekameco.com) and mail [info@ekameco.com](mailto:info@ekameco.com) for more details on waterless urinals for women.



**2) Volume reduction in flush tanks:** One simple method is to add a one-liter equivalent water bottle in the flush tank thereby reducing its consumption majorly. One-liter savings in the tank will help to save approximately by 20% and doesn't require any investment.



**3) Rainwater harvesting:** Water harvesting or more precisely rainwater harvesting is the technique of collection and storage of rainwater at surface or in subsurface aquifer, before it is lost as surface run off. In artificial recharge, the ground water reservoirs are recharged at a rate higher than natural conditions of replenishment.

According to a report by the Central Groundwater Board published in 2007, the selection of a suitable technique for artificial recharge of ground water depends on various factors. They include:


- a) Quantum of non-committed surface runoff available
- b) Rainfall pattern
- c) Land use and vegetation
- c) Topography and terrain profile
- d) Soil type and soil depth
- e) Thickness of weathered / granular zones
- f) Hydrological and hydrogeological characteristics

g) Socio-economic conditions and infrastructural facilities available

h) Environmental and ecological impacts of artificial recharge scheme proposed

### **Rainwater Harvesting Techniques in Urban Area**

In urban areas rainwater is available from roof tops of buildings, paved and unpaved areas. This water could be stored and used to replace freshwater as well as used for recharging the aquifer.



4) Display water balance/conservation status at entrance of all blocks for overall involvement of all students & staff

It is suggested to display specific water consumption numbers in terms of domestic use at the entrance of each blocks to create awareness among all students and stakeholders visiting the facility. This daily/continuous awareness creation will ultimately help in reduction of water consumption by students.



## Water Saving Gadgets

It is suggested to display specific water consumption numbers in terms of domestic use at the entrance of each blocks to create awareness among all students and stakeholders visiting the facility. This

### Electronic Taps (e-taps)

The latest trend in industries is to install electronic taps (e-taps). The advantages of using e-taps are as mentioned below:

- Unlike conventional taps, there is no twisting or turning in e-taps. They have a sensor, which cuts off water supply completely when not in use. This helps in saving up to 70% water during hand wash.
- E-taps enable hands free operation. No fear of cross contamination or contact with germs. E taps score very high on hygiene. It is the most ideal choice for multipurpose and multi-user washrooms.
- E-taps can work efficiently up to raw water TDS of 1,800 ppm.
- The touch free electronic taps, available in AC and DC models consume minimal power only. The AC model has an efficient battery back-up, while the DC model runs on just 4 alkaline batteries.



### **Operation of Electronic Taps**

This has been successfully implemented in several hotels & restaurants. Of late, several industries have also started implementing this proposal. Thus, there is a good potential to optimize the freshwater consumption by replacing the existing taps with e-taps.

### **Electronic flush (e-flush) urinals**

The latest trend in industries is to install e-flush urinals. The advantages of using e-flush

urinals are as mentioned below:

- E-flush urinals are fitted with a sensor, which senses the usage and flush with water for few seconds after use. This helps in saving 70% water during urinal flush.
- E-flush urinals enable hands-free operation and score very high on hygiene. It is the most ideal choice for multipurpose and multi-user washrooms.
- E-flush urinals can work efficiently up to raw water TDS of 1,800 ppm.
- The touch free e-flush urinals available in AC and DC models consume minimal power only. The AC model has an efficient battery back-up, while the DC model runs on just 4 alkaline batteries.




*Photographs: Electronic flush urinals*

### Hand wash

#### Foam taps

Conventional taps are used in the hand wash areas which results in wastage of large quantities of fresh water. Foam taps are a better fit in these high consumption areas. They consume 25-30% less water than conventional taps.



*Photographs: Foam taps*

#### Spring loaded Push taps




Spring loaded push type tap is an alternate device for minimizing hand wash water. The spring-loaded push taps operate with the simple mechanism of pressing the knob for water. The knob is automatically released back to close position in 5-7 seconds. This saves about 30-40% of water compared to the conventional taps.



**Photographs:** Spring loaded push taps

### Low flush cistern

The latest model closets are water efficient and operate in dual mode, with a single flush releasing 2 litres of water and the dual flush releasing 4 litres per flush. This results in excellent water savings.



**Photographs:** Low flush cisterns

*K. Suresh*

**Dr. KOPPARTHI SURESH**  
**PRINCIPAL**  
**BHIMAVARAM INSTITUTE OF**  
**ENGINEERING & TECHNOLOGY**

### **Install sewage treatment plant – Rootzone treatment:**

BIET uses more than 25 KL of fresh water per day. Considering 5 KL of water is being let to drain without treatment, good opportunity exists to reduce freshwater consumption by treating the sewage water and using the recycled water for gardening and flushing application. Install biogas plant and phytoremediation in series to recycle water and reduce freshwater consumption.

BIET has already installed a biogas plant for generating biogas from canteen waste. Presently, sewage water is being let out to the drain without treatment. An opportunity exists to generate biogas from the untreated sewage water and use the generated biogas to substitute LPG used in the college.

In 2021-22, BIET had used 3.42 MT of LPG. By generating biogas from sewage water, about 0.9 MT of LPG can be replaced which will result in carbon savings of 2.49 MT CO<sub>2</sub>e.

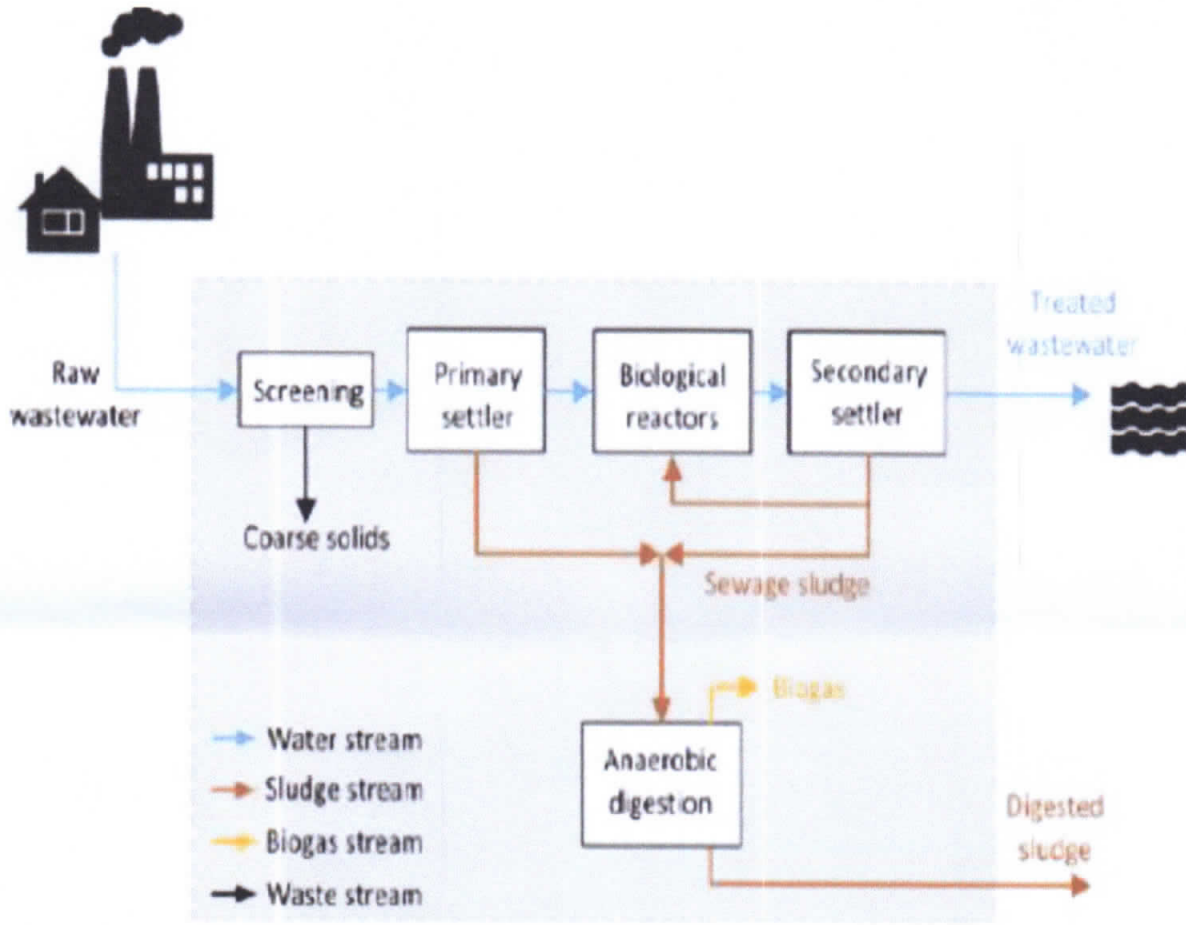
### **Biogas Production Potential of Wastewater**

The sewage water is a useful waster as 1% of it in any quantity is a sludge which when subjected to anaerobic digestion will produce biogas. Wastewater is the effluent from household, commercial establishments and institutions, hospitals, industries and so on. Sewage water source contains large amount of organic material which can be efficiently recovered in as sludge which and when subjected to anaerobic digestion, the sludge produces methane gas (biogas).

Biogas is a mixture of gases containing 50-75% Methane, and 25-50% Carbon dioxide while 0-10% Nitrogen, 0-3% Hydrogen disulphide and 0-2% Hydrogen may be present as impurities which is produced by anaerobic digestion of organic material i.e. a sequential enzymatic breakdown of biodegradable organic material (Biomass) in the absence of oxygen. The process is usually carried out in a digester tank known as biodigester. Biogas is an important energy source used as cooking gas, to generate electricity, etc. thus producing biogas from wastewater is an efficient and

**Dr. KOPPARTHI SURESH  
PRINCIPAL  
BHIMAVARAM INSTITUTE OF  
ENGINEERING & TECHNOLOGY**

sustainable waste management and renewable energy technique. One of the major environmental problems of the world today is waste management and wastewater constitutes a huge environmental problem to the society thus the need for wastewater treatment to recover and also recycle the recovered water for usage.



Wastewater treatment plant

**The physical process:** this is the mechanical treatment of the water that involves removal of debris from the raw wastewater right from the point it enters the plant. The screening and primary settling of debris. Wastewater enters the treatment plant through the inlet chamber from where it is channeled to the coarse screen that removes solid waste.

*K. Suresh*

**Dr. KOPPARTHI SURESH  
PRINCIPAL  
BHIMAVARAM INSTITUTE OF  
ENGINEERING & TECHNOLOGY**



**The biological process:** this involve the biotreatment of the sewage in the bioreactors. It is the heart of the treatment plant where a biological process takes place. The bioreactors of a treatment plant are usually large tanks consisting of several mammoth rotors and submersible mixers. While the rotor introduces atmospheric oxygen into the sewage, the submersible mixers keep the biomass in suspension thus several reactions takes place in the bioreactors.

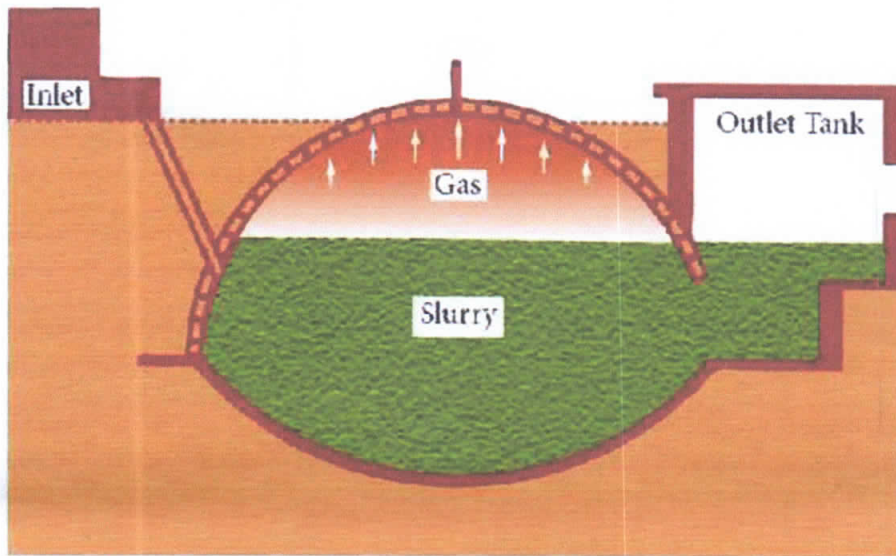
From the bioreactor, the sewage enters the sedimentation tank. Here the biological process ends and sludge is separated from water such that the clean water is passed to the disinfection tank for disinfection and onward discharge for use while the sludge is removed by the returned activation sludge (RAS) pump that removes and sends part to the anaerobic digestion chamber while some are return to the anaerobic bioreactor for reactivation.

Production of biogas is an anaerobic digestion whereby microorganisms break down biodegradable material in the absence of oxygen to produce methane/carbon dioxide used to generate electricity and heat. Sludge from the treatment plant (primary and activated sludge) is the main feedstock (biodegradable organic matter) in the biogas production plant of a wastewater treatment plant and the biogas production process involves series of steps. The combine sludge resulting from primary and secondary water treatment is gathered, sieved and thickened to a dry solids content of up to 7% before entering the digesters. Optionally, the sludge can be pretreated by disintegration technologies with the aim to improve the gas yield. In the anaerobic digestion process, the sludge is pumped into the anaerobic continuously stirred tank reactors where digestion takes place.



**Dr. KOPPARTHI SURESH**  
**PRINCIPAL**  
**BHIMAYARAM INSTITUTE OF**  
**ENGINEERING & TECHNOLOGY**

In the process, microorganisms break down part of the organic matter that is contained in the sludge and produce biogas, which is composed of methane, carbon dioxide and trace gases. The raw biogas produced is dried and hydrogen sulphide and other trace substances removed and burned in burners after treatment. The digested sludge is dewatered, and the water reintroduce into the treatment plant while the remaining undigested matter used for organic fertilizer.



### Rootzone treatment:

'Root Zone' is a scientific term used to cover all the biological activity among different types of microbes, the roots of plants, water soil and the sun. It consists planted filter-beds containing gravel, sand and soil. The RZWT system utilises nature's way of biologically processing domestic & industrial effluents. This effective technology called Decentralised Wastewater Systems (DEWATS) was developed in 1970s in Germany and has been successfully implemented in different countries mainly in Europe and America.

*K. Suresh*  
Dr. KOPPARTHI SURESH  
PRINCIPAL  
BHIMAVARAM INSTITUTE OF  
ENGINEERING & TECHNOLOGY



The root zone wastewater treatment system makes use of biological and physical-treatment processes to remove pollutants from wastewater. Due to its natural process, there is no need to add any input such as chemicals, mechanical pumps or external energy. This reduces both the maintenance and energy costs.

- To accomplish this, the root zone wastewater treatment undertakes the following steps:
- Pre-treatment done in a Settler – a device that separates the liquid from the solid First treatment takes place in a Anaerobic Baffled Reactor – a device with several identical chambers through which the effluent moves from top to bottom.
- Second treatment happens in an Anaerobic Filter – a device filled with a filter material (cinder), through which the effluent moves from top to bottom.
- Third treatment takes place in a Planted Gravel Filter – a structure filled with gravel material and planted with water-resistant reed plants, which provide oxygen to the passing effluent.

The Root Zone Wastewater Treatment system takes into account the natural slope of the ground, so that water flows from one device to another without any external energy input such as motor pump. Once the reed plants create an



established stand, usually after the first growing season, the reed bed requires little or no maintenance. The plant foliage will soon blend naturally into the landscape, ever changing with the seasons and creating a pleasing sight as well!

**Dr. KOPPARTHI SURESH**  
**PRINCIPAL**  
**BHIMAVARAM INSTITUTE OF**  
**ENGINEERING & TECHNOLOGY**



### Install water flow meter:

Water flow meters are vital in understating the water consumption patterns of the campus. Presently, the water consumption is calculated rather than being measured. Water flow meters gives an accurate status if water consumption in the campus and from the water consumption values, the roadmap for water conservation activities can be prepared.



Water Meters would have many advantages:

- Encourage water conservation – important given strain on water resources
- Encourage allocatively efficient distribution. People would consume to where the marginal cost = marginal utility
- In long term lower overall water consumption would reduce leading to even lower water bills.

*K. Suresh*

**Dr. KOPPARTHI SURESH  
PRINCIPAL  
BHIMAVARAM INSTITUTE OF  
ENGINEERING & TECHNOLOGY**

# Waste Management

India has drawn world's attention with its high paced urbanization and industrialization. Over the last decade, India has emerged as the fastest growing country with rapid economic growth. A renewed focus on sustainable growth and development is imperative as India strives to maintain its high GDP growth rate in its pursuit of achieving developed country status by the year 2022. However, the flip side of higher economic growth has resulted in increased consumption of the natural resources, increased waste generation and hence ecological degradation.

**Present status:** BIET has initiated waste management activities inside its facility. Separate bins have been provided for different types of wastes. Waste bins are provided throughout the campus and students are being urged to use the bins effectively.

**Recommendation:** The waste management yard must be maintained in a similar fashion as that of a raw material storage room. Therefore, a total revamp of the waste storage yard is to be carried out. By doing so, the quality of the materials stored in the yard will not deteriorate and can be used a raw material for a subsequent process.

## **Enhance awareness creation, training and capacity building**

BIET should focus on implementing sustainable waste management practices. BIET should regularly interact with Pollution Control Board and TSDF operators to enhance knowledge on waste management. The team should also take efforts to communicate the waste management and other policies and activities to all students in the college.

## **Achieve zero liquid discharge status**

BIET may install a STP to treat and recycle water. The treated water from STP can be used to substitute freshwater by utilizing the treated water in both high end and low-end applications.

  
**Dr. KOPPARTHI SURESH**  
**PRINCIPAL**  
**BHIMAVARAM INSTITUTE OF**  
**ENGINEERING & TECHNOLOGY**

# Conclusion

Environmental sustainability is a continuous process and there is always a scope for improvement. BIET has displayed itself as an advocate of environmental sustainability by getting environmental audit carried out. The organization has implemented several initiatives and measures to enhance efficiency and to optimize resource intensity. The journey ahead in the path towards environmental excellence has immense scope for improvement as brought out by this report.

BIET needs to focus and work on areas efficiency levels needs to be enhanced. For example: waste management. The observations and suggestions put forth by the report would help the facility in improving its environmental performance and pave way for ecologically sustainable growth.

This report may be taken as a guide and roadmap for achieving higher performance rating in environmental stewardship. As one of the pioneers and leaders BIET shoulder the task of further 'learning – teaching – learning' to improve, excel, and continue the innovative efforts for success of their students and associates.

**Dr. KOPPARTHI SURESH**  
**PRINCIPAL**  
**BHIMAVARAM INSTITUTE OF**  
**ENGINEERING & TECHNOLOGY**



# Sustainable Living Inc



**Bhimavaram**  
**Institute of Engineering & Technology**  
Approved by AICTE | Affiliated to JNTU -Kakinada

## Carbon Footprint and Energy Audit

# CONTENTS

03

Acknowledgment & About Auditor

05


Executive Summary

07

Carbon Footprint & Opportunities for Improvement

26

Conclusion



# Acknowledgment

Sustainable Living Inc

**Hiran Prashanth**  
Environmental Sustainability Auditor

17 May 2022

## Carbon footprint and Energy audit at Bhimavaram Institute of Engineering and Technology

The Sustainable Living Inc acknowledges with thanks the cooperation extended to our team for completing the study at Bhimavaram Institute of Engineering and Technology (BIET).

The interactions and deliberations with BIET team were exemplary and the whole exercise was thoroughly a rewarding experience for us. We deeply appreciate the interest, enthusiasm, and commitment of BIET team towards environmental sustainability.

We are sure that the recommendations presented in this report will be implemented and the BIET team will further improve their environmental performance.

*Kind regards,*

Yours sincerely,

*Hiran Prashanth*

**Hiran Prashanth**

Environmental Sustainability Auditor  
Sustainable Living In



*K.Suresh*  
**Dr. KOPPARTHI SURESH**  
PRINCIPAL  
BHIMAVARAM INSTITUTE OF  
ENGINEERING & TECHNOLOGY



## About Auditor

Hiran Prashanth is a sustainability consultant based in London. He has over 13 years of experience in climate change and environmental sustainability. He was working with the Confederation of Indian Industry (CII) before moving to London to pursue a master's degree at King's College, London.

Hiran Prashanth was awarded the 'Best Sustainability Assessor' by the Honorable Minister for HRD, Mr. Prakash Javadekar. Hiran Prashanth is a CII certified carbon footprint expert and a resource efficiency expert. He has trained more than 1000 industry personnel across the world on climate change and sustainability. He is a guest faculty at IIM Lucknow and SIBM, Pune. His credentials can be found on [Hiran Prashanth | LinkedIn](#). Sustainable Living Inc provides services on carbon footprint, energy audit, resource management and embodied carbon.

  
**Dr. KOPPARTHI SURESH**  
**PRINCIPAL**  
**BHIMAVARAM INSTITUTE OF**  
**ENGINEERING & TECHNOLOGY**

# Executive Summary

The growth of countries across the world is leading to increased consumption of natural resources. There is an urgent need to establish environmental sustainability in every activity we do. In a modern economy, environmental sustainability will play a critical role in the very existence of an organization.

An educational institution is no different. Built environment, especially an educational institution, has a considerable footprint on the environment. Impact on the environment due to energy consumption, water usage and waste generation in an educational institute is prominent. Therefore, there is an imminent need to reduce the overall environmental footprint of the institution.

As an Institution of higher learning, Bhimavaram Institute of Engineering and Technology (BIET) firmly believes that there is an urgent need to address the environmental challenges and improve their environmental footprint.

True to its belief, BIET has installed biogas plant for processing canteen waste. BIET is also in the process of replacing conventional lamps with energy efficiency lamps. Sustainable Living Inc Team congratulates BIET team for their efforts.

Keeping BIET's work in energy efficiency, we recommend the following to be taken by the competent team at BIET:

  
**Dr. KOPPARTHI SURESH**  
**PRINCIPAL**  
**BHIMAVARAM INSTITUTE OF**  
**ENGINEERING & TECHNOLOGY**

**Work towards achieving carbon neutrality:** INDC emphasizes creating an additional carbon sink of 2.5 to 3 billion tonnes of CO<sub>2</sub> equivalent through additional forest and tree cover by 2030. BIET's net carbon emission for the year 2021-22 is **109.20 MT CO<sub>2</sub>e**. BIET should focus on energy efficiency, renewable energy, and carbon sequestration as tools that will enable them to offset the present carbon emissions and achieve carbon neutrality.

**Installation of solar rooftop:** Renewable energy plays a very important role in improving the environmental footprint of an organization. By increasing the share of renewable energy in BIET's energy portfolio, the overall carbon footprint of the college can be reduced. The roof area available at BIET is 5400 sq.ft. For the available area, a minimum of 50 kWp of solar PV can be installed. As an initial step, BIET could look at installing 25 kWp of solar PV which can generate 40500 units per year. The renewable share will also reduce the 33 MT CO<sub>2</sub>e.

**Installation of biogas plant:** In 2021-22, BIET had used 0.46 MT of LPG. There is an opportunity to install a biogas plant to generate biogas from sewage water. Presently, sewage water is being let out to the drain without treatment. An opportunity exists to generate biogas from the untreated sewage water and use the generated biogas to substitute LPG used in the college. By generating biogas from sewage water, about 0.93 MT of LPG can be replaced which will result in carbon savings of 2.79 MT CO<sub>2</sub>e.

**Improve energy efficiency of the college:** It is recommended to adopt latest energy efficient technologies for reducing energy consumption in fans, lighting, and air conditioners. We recommend the following projects to be implemented at the earliest:

- Replace conventional 70W ceiling fans with energy efficient BLDC fans of 30W
- Install air conditioners energy savers to save energy in split air conditioners

  
**Dr. KOPPARTHI SURESH**  
**PRINCIPAL**  
**BHIMAVARAM INSTITUTE OF**  
**ENGINEERING & TECHNOLOGY**



# Carbon Footprint and Energy Audit

Bhimavaram Institute of Engineering and Technology (BIET) and Sustainable Living Inc are working together to identify opportunities for improvement in energy efficiency and carbon reduction. This report highlights all the potential proposals for improvement through the audit and analysis of the data provided by BIET for lighting, air conditioning, ceiling fans, and biogas potential.

The report also details the carbon emissions from college operations. For carbon emissions, scope 1 and scope 2 emissions are calculated from the data submitted by BIET. The report emphasizes the GHG emission reduction potential possible through a reduction in power consumption.

## Effect of pandemic and online classes on energy consumption and carbon footprint:

The year 2020 was affected by the pandemic and because of the pandemic, most of the classes were shifted online. There has been a fluctuation in the consumption of energy in the year 2021. Electricity and diesel consumption had increased for July and August 2021.

## Submission of Documents

Carbon footprint and energy audit at BIET was carried out with the help of data submitted by BIET team. BIET team was responsible for collecting all the necessary data and submitting the relevant documents to Sustainable Living Inc for the study.

## Carbon Footprint and Energy Audit

Data submitted and collected was used to calculate the carbon footprint of the campus and assess energy consumption and finally provide necessary recommendations for environmental improvement.

  
Dr. KOPPARTHI SURESH  
PRINCIPAL  
BHIMAVARAM INSTITUTE OF  
ENGINEERING & TECHNOLOGY

**Note**

Carbon footprint and energy audit are based on the data provided by BIET team and discussions the Sustainable Living Inc team had with BIET team. The scope of the study does not include the exclusive verification of various regulatory requirements related to environmental sustainability.

Sustainable Living Inc has the right to recall the study if it finds (a) major violation in meeting the environmental regulatory requirements by the location and (b) occurrence of major accidents, leading to significant damage to ecology and environment.



**Dr. KOPPARTHI SURESH  
PRINCIPAL  
BHIMAVARAM INSTITUTE OF  
ENGINEERING & TECHNOLOGY**

# OPPORTUNITIES FOR IMPROVEMENT

As a part of the overall environmental improvement study at BIET, carbon footprint calculations were also carried out. The objective of calculating the carbon footprint of the campus is find the present level of emissions from campus operation and what initiatives that the BIET can take to offset the emissions. By offsetting the emissions, the college can become carbon neutral in the future by adopting energy efficient processes, increase in renewable energy share and tree plantation.

## Carbon footprint calculations:

To help delineate direct and indirect emission sources, improve transparency, and provide utility for different types of organizations and different types of climate policies and business goals, three “scopes” (scope 1, scope 2, and scope 3) are defined for GHG accounting and reporting purposes.

For calculating carbon footprint of the campus, Scope 1 & Scope 2 emissions are being considered. Since day scholars use college provided transportation and hostelers stay in campus, Scope 1 and Scope 2 are the highest contributor to overall emissions. For this reason, Scope 3 is not being calculated.

## Scope 1: Direct GHG Emissions

Direct GHG emissions occur from sources that are owned or controlled by the company, for example, emissions from combustion in owned or controlled DG sets, canteen, vehicles, etc.; emissions from chemical production in owned or controlled process equipment. Direct CO<sub>2</sub> emissions from the combustion of biomass shall not be included in scope 1 but reported separately.

  
Dr. KOPPARTHI SURESH  
PRINCIPAL  
BHIMAVARAM INSTITUTE OF  
ENGINEERING & TECHNOLOGY



**BIET Scope 1 emissions for 2021-22:**

Sources of Scope 1 emissions in BIET:

- 1) Diesel used for college-owned transportation
- 2) LPG used for canteen

S No	Fuel Type	Description	Activity Data	Units	CO2 eq. Emissions (tons)
1	LPG	Canteen	0.46	MT	1.36
2	Diesel	Transport	27.20	KL	71.81
3	Diesel	Generator	3.60	KL	9.50

**Total Scope 1 emissions of BIET : 82.70 Tons (for year 2021-22)**

  
**Dr. KOPPARTHI SURESH**  
**PRINCIPAL**  
**BHIMAVARAM INSTITUTE OF**  
**ENGINEERING & TECHNOLOGY**

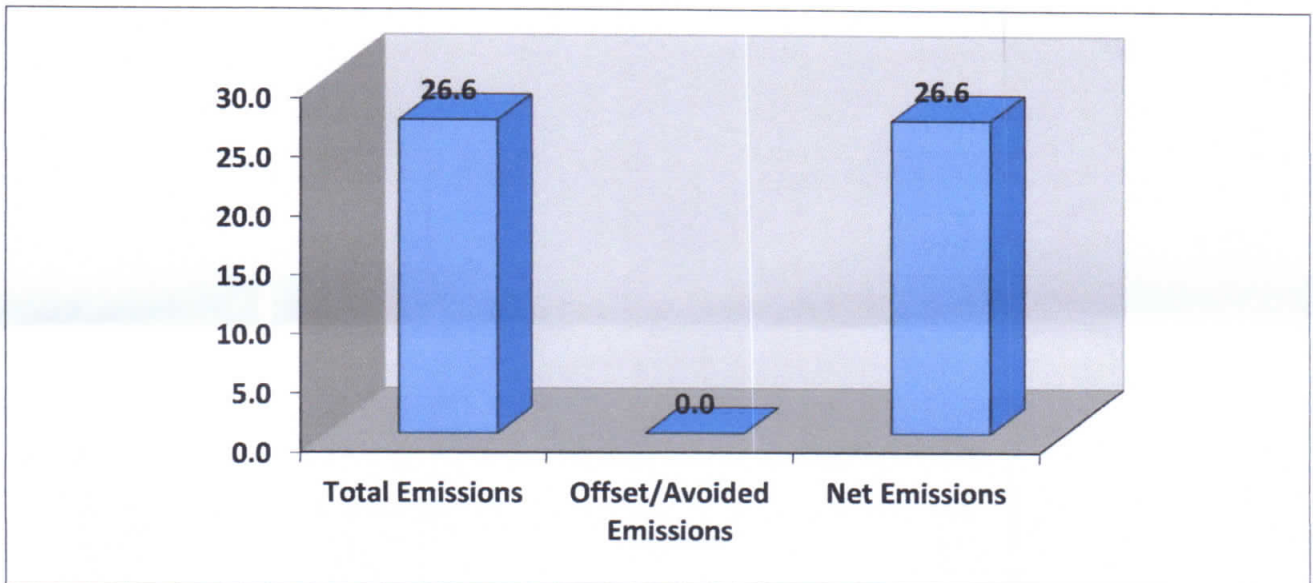
### Scope 2: Electricity Indirect GHG Emissions

Scope 2 accounts for GHG emissions from the generation of purchased electricity consumed by a company. Purchased electricity is defined as electricity that is purchased or otherwise brought into the organizational boundary of the company. Scope 2 emissions physically occur at the facility where electricity is generated.

### **BIET Scope 2 emissions for 2021-22:**

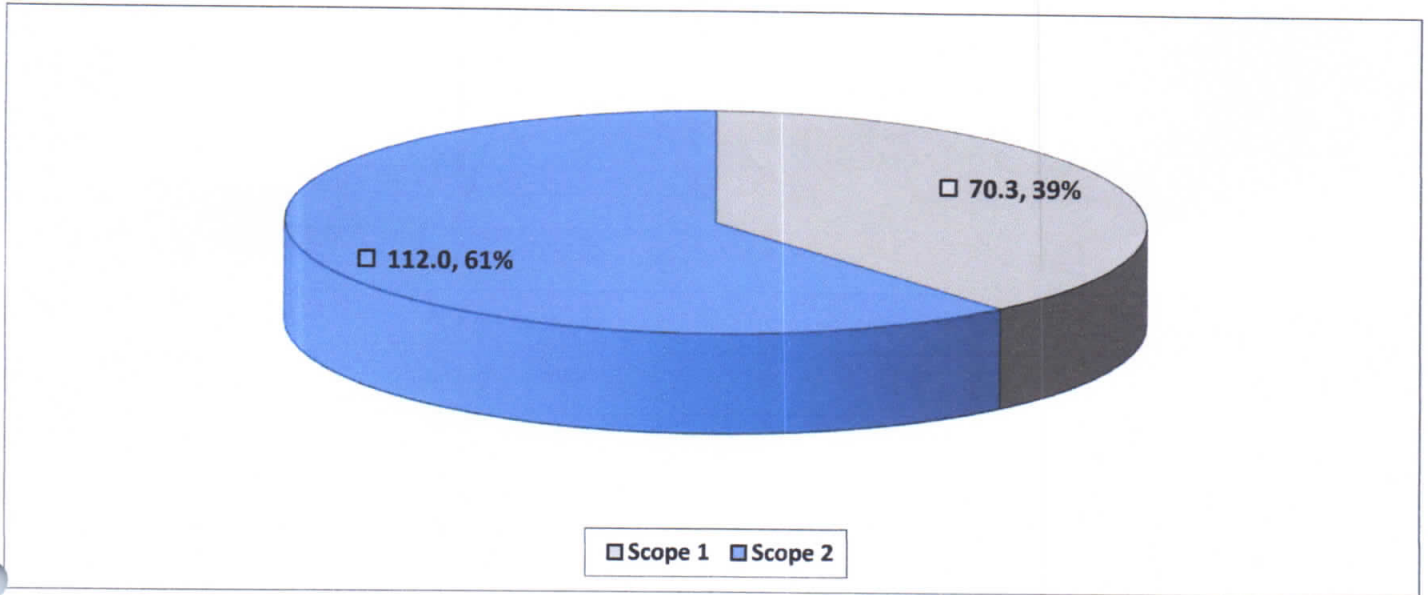
Electricity purchased from grid : 32400

Scope 2 Breakup



*K Suresh*  
**Dr. KOPPARTHI SURESH**  
**PRINCIPAL**  
**BHIMAVARAM INSTITUTE OF**  
**ENGINEERING & TECHNOLOGY**

### GHG Emission Summary of BIET



<b>Scope 1</b>	82.70	MT CO2 eq.
<b>Scope 2</b>	26.60	MT CO2 eq.
<b>Total</b>	109.20	MT CO2 eq.

  
**Dr. KOPPARTHI SURESH**  
**PRINCIPAL**  
**BHIMAVARAM INSTITUTE OF**  
**ENGINEERING & TECHNOLOGY**



## **Develop a roadmap to increase contribution of renewable energy in the overall energy consumption**

To have a continued focus on increasing renewable energy utilization to 100% which will also lead to reduction in GHG emissions, it is suggested to develop a detailed roadmap on RE utilization. The road map should broadly feature the following aspects -

- Renewable energy potential of BIET and the maximum offset that can be achieved at BIET
- Percentage substitution with renewable energy that BIET wants to achieve in a specified time frame
- Key tasks that needs to be executed to achieve the renewable energy target
- Specific financial break up for each of the projects highlighting the amount required, available and the utilization status as on date
- A regular review mechanism to ensure progress along the lines of the roadmap should be framed
- The roadmap should also highlight important milestones/key tasks, anticipated bottleBIETks & proposed

## **Renewable energy roadmap should be used as a base to frame GHG emissions reduction target**

It is suggested to use the developed renewable energy roadmap to correlate the GHG reduction that each of the renewable energy project will achieve. This approach will provide a base to set targets for reduction in GHG emissions. The action plan for renewable energy will shoulder the action plan for GHG emissions reduction and work towards achieving carbon neutrality.

  
**Dr. KOPPARTHI SURESH**  
**PRINCIPAL**  
**BHIMAVARAM INSTITUTE OF**  
**ENGINEERING & TECHNOLOGY**

### **Explore the option of other onsite and offsite renewable energy projects**

The renewable energy field has been witnessing many private investors due its increased market demand and attractive policies in many states. There are Renewable Energy Independent Power Producers (RE IPPs) who have installed RE based power plants like wind, small hydro and solar PV. GOC can consider having a long-term power purchase agreement with these RE IPPs in purchasing fixed quantity of power for a period of 5 to 10 years.

### **Evolve a system to monitor the implementation of various GHG mitigation opportunities**

BIET has an action plan to reduce its GHG emissions. BIET should also evolve a system to monitor the implementation of various GHG mitigation opportunities. It is recommended to use a Gantt chart to mark out the action plan for the activities and track its implementation. Gantt chart will serve as an excellent way to instantly monitor and comprehend all different tasks in one place which would ease tracking of implementation.



**Dr. KOPPARTHI SURESH**  
**PRINCIPAL**  
**BHIMAVARAM INSTITUTE OF**  
**ENGINEERING & TECHNOLOGY**

## Install 25 kWp of Solar PV in BIET campus

Renewable energy is one of the important steps to be taken up by the college to reduce their overall carbon footprint. Based on the details provided by BIET team, the total rooftop area available is 5400 sq. feet. In 5400 sq. feet of area, 50 kWp of solar PV can be installed. However, for this report calculation, only 25 kWp capacity is considered.

A renewable energy capacity of 25 kW of solar panel may be installed can generate **40,500** units of electricity per year. Additionally, 25 kWp of solar rooftop can offset **33 MT CO<sub>2</sub>e** per annum.

### RESCO model for solar rooftop installation:

A Renewable Energy Service Company (RESCO) is an ESCO Energy service company which provides energy to the consumers from renewable energy sources. RESCO or BOOT model is about pay as you consume the electricity.

- Solar Power Plant is owned by the RESCO or Energy Company
- Customer must sign a Power purchase Agreement (PPA) with actual investor at mutually agreed tariff and tenure
- Customer only pays for electricity consumed
- RESCO developer is responsible for its annual operations & maintenance (O&M)
- The RESCO gets the benefit by selling the surplus power generated to the DISCOM



Source: [www.bluebirdsolar.com](http://www.bluebirdsolar.com)

**Dr. KOPPARTHI SURESH**  
**PRINCIPAL**  
**BHIMAVARAM INSTITUTE OF**  
**ENGINEERING & TECHNOLOGY**



## Install biogas plant at BIET campus

Presently, sewage water is being let out to the drain without treatment. An opportunity exists to generate biogas from the untreated sewage water and use the generated biogas to substitute LPG used in the college.

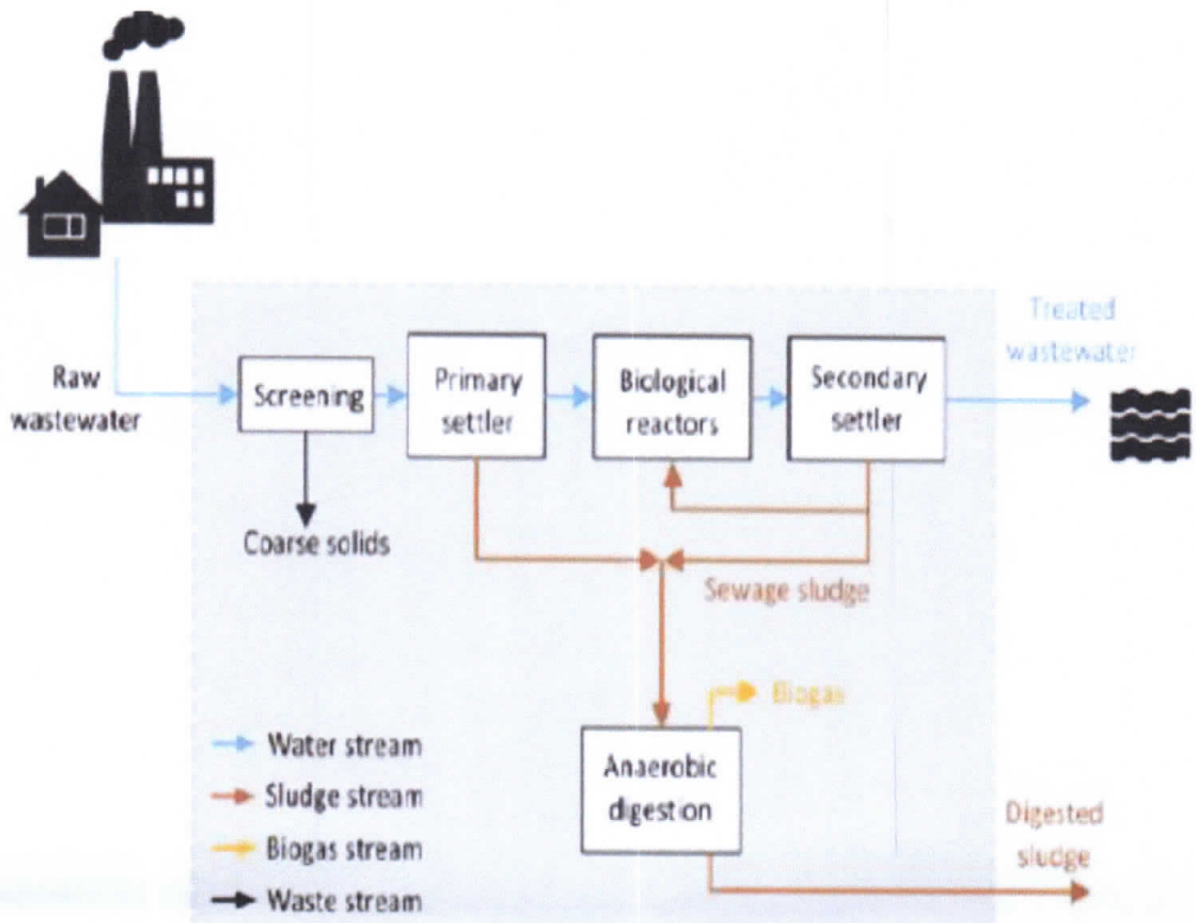
BIET had used 0.46 MT of LPG. By generating biogas from sewage water, about 0.93 MT of LPG can be replaced which will result in carbon savings of 2.79 MT CO<sub>2</sub>e.

### Biogas Production Potential of Wastewater

The sewage water is a useful waster as 1% of it in any quantity is a sludge which when subjected to anaerobic digestion will produce biogas. Wastewater is the effluent from household, commercial establishments and institutions, hospitals, industries and so on. Sewage water source contains large amount of organic material which can be efficiently recovered in as sludge which and when subjected to anaerobic digestion, the sludge produces methane gas (biogas).

Biogas is a mixture of gases containing 50-75% Methane, and 25-50% Carbon dioxide while 0-10% Nitrogen, 0-3% Hydrogen disulphide and 0-2% Hydrogen may be present as impurities which is produced by anaerobic digestion of organic material i.e. a sequential enzymatic breakdown of biodegradable organic material (Biomass) in the absence of oxygen. The process is usually carried out in a digester tank known as biodigester. Biogas is an important energy source used as cooking gas, to generate electricity, etc. thus producing biogas from wastewater is an efficient and sustainable waste management and renewable energy technique. One of the major environmental problems of the world today is waste management and wastewater constitutes a huge environmental problem to the society thus the need for wastewater treatment to recover and also recycle the recovered water for usage.

  
**Dr. KOPPARTHI SURESH**  
**PRINCIPAL**  
**BHIMAVARAM INSTITUTE OF**  
**ENGINEERING & TECHNOLOGY**



Wastewater treatment plant

**The physical process:** this is the mechanical treatment of the water that involves removal of debris from the raw wastewater right from the point it enters the plant. The screening and primary settling of debris. Wastewater enters the treatment plant through the inlet chamber from where it is channeled to the coarse screen that removes solid waste.

**The biological process:** this involve the biotreatment of the sewage in the bioreactors. It is the heart of the treatment plant where a biological process takes place. The bioreactors of a treatment plant are usually large tanks consisting of several mammoth rotors and submersible mixers. While the rotor introduces atmospheric oxygen into the sewage, the submersible mixers keep the biomass in suspension thus several reactions takes place in the bioreactors.

*K. Suresh*

**Dr. KOPPARTHI SURESH  
PRINCIPAL  
BHIMAVARAM INSTITUTE OF  
ENGINEERING & TECHNOLOGY**

From the bioreactor, the sewage enters the sedimentation tank. Here the biological process ends and sludge is separated from water such that the clean water is passed to the disinfection tank for disinfection and onward discharge for use while the sludge is removed by the returned activation sludge (RAS) pump that removes and sends part to the anaerobic digestion chamber while some are return to the anaerobic bioreactor for reactivation.

Production of biogas is an anaerobic digestion whereby microorganisms break down biodegradable material in the absence of oxygen to produce methane/carbon dioxide used to generate electricity and heat. Sludge from the treatment plant (primary and activated sludge) is the main feedstock (biodegradable organic matter) in the biogas production plant of a wastewater treatment plant and the biogas production process involves series of steps. The combine sludge resulting from primary and secondary water treatment is gathered, sieved and thickened to a dry solids content of up to 7% before entering the digesters. Optionally, the sludge can be pretreated by disintegration technologies with the aim to improve the gas yield. In the anaerobic digestion process, the sludge is pumped into the anaerobic continuously stirred tank reactors where digestion takes place.

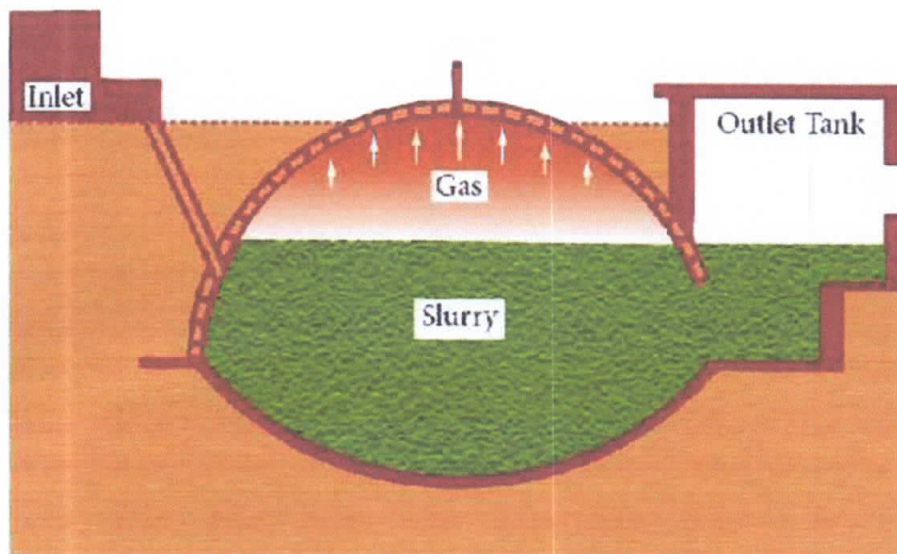
In the process, microorganisms break down part of the organic matter that is contained in the sludge and produce biogas, which is composed of methane, carbon dioxide and trace gases. The raw biogas produced is dried and hydrogen sulphide and other trace substances removed and burned in burners after treatment. The digested sludge is dewatered, and the water reintroduce into the treatment plant while the remaining undigested matter used for organic fertilizer.

  
Dr. KOPPARTHI SURESH  
PRINCIPAL  
BHIMAVARAM INSTITUTE OF  
ENGINEERING & TECHNOLOGY



### Calculations:

Sewage water available per day	:	5 KL (Least value considered for calculation)
Sludge in 10KL of sewage water	:	1% (100 kg)
From 6kg of organic waste	:	1 kg of biogas can be produced
Therefore, from 50 kg	:	8.33 kg of biogas can be produced
Kg of biogas	:	0.45kg of LPG
Per day equivalent LPG production	:	3.25 kg per day
Annual LPG production for 250 days	:	937.50 kg
No. of 19 kg LPG cylinders that can be substituted:		49 cylinders
Cost of 19 kg cylinder	:	Rs. 1350 / cylinder
Savings	:	49 cylinders X Rs. 1350 / cylinder
	:	Rs. 66, 150 / annum
Investment	:	Rs. 2, 50, 000
Payback	:	36 months (3 years)
Annual emission reduction potential	:	2.79 T CO <sub>2</sub>



*K. Suresh*  
Dr. KOPPARTHI SURESH  
PRINCIPAL  
BHIMAVARAM INSTITUTE OF  
ENGINEERING & TECHNOLOGY

# ENERGY EFFICIENCY

Annual energy consumption of BIET campus is 32400 units. There are major blocks in the campus which consumes energy for their operation. Major energy consumers are:

1. Fans
2. Air conditioners
3. Install solar water heaters for hostel hot water requirements

## Replace Conventional Ceiling Fans with Energy Efficient BLDC Fans

During the Energy Audit at BIET, a detailed study was carried out to identify the potential for replacing the existing ceiling fans with BLDC super fans. There are 100 fans operating in BIET campus.

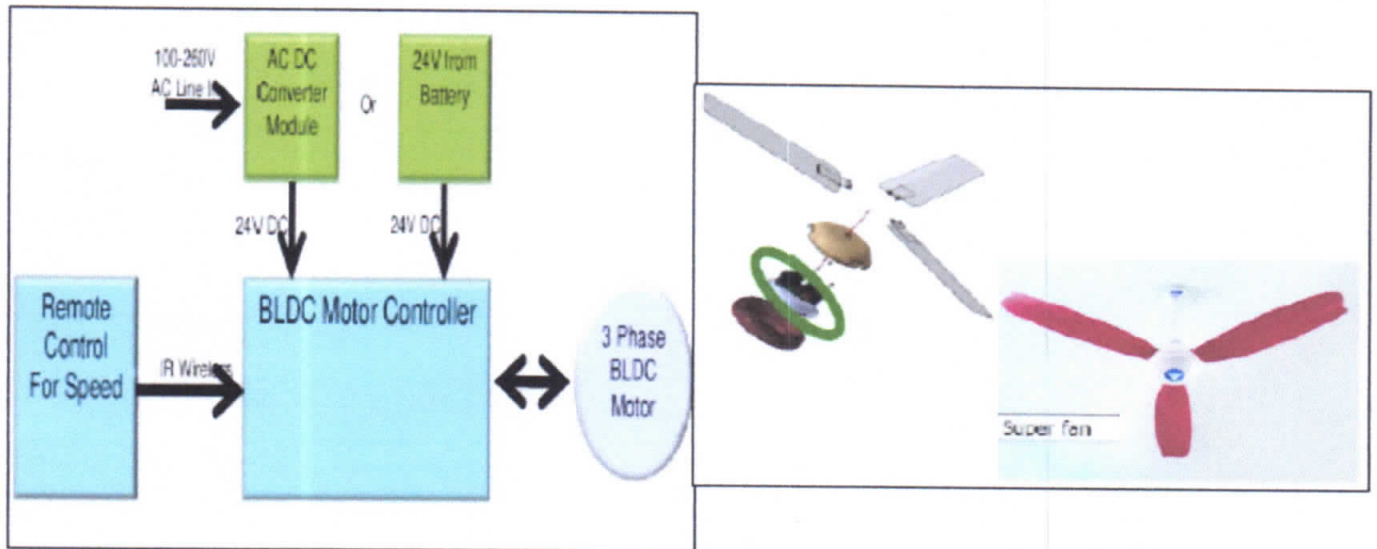
Instead of conventional ceiling fans, latest technology BLDC fans which consume only 30W can be installed in the newly constructed building. A brushless DC (BLDC) motor is a synchronous electric motor powered by direct-current (DC) electricity and having an electronic commutation system, rather than a mechanical commutator and brushes. A BLDC motor has an external armature called the stator, and an internal armature called the rotor.

The rotor can usually be a permanent magnet. Typical BLDC motor-based ceiling fan has much better efficiency and excellent constant RPM control as it operates out of fixed DC voltage. The proposed BLDC motor and the control electronics operate out of 24V DC through an SMPS having input AC which can vary from 90V to 270V. The operational block diagram of a BLDC motor is as follows:



**Dr. KOPPARTHI SURESH**  
**PRINCIPAL**  
**BHIMAVARAM INSTITUTE OF**  
**ENGINEERING & TECHNOLOGY**

## Calculations:



With the replacement of existing ceiling fans with Super Fans the energy consumption is likely to reduce by 55% per fixture. Considering 100 fans being replaced with super-efficient BLDC fans, 3.50 kW can be saved. Considering the average operating hours to be 2000 and unit cost as Rs. 7.50, the calculations are as follows:

Total no. of fans in college	:	100
Energy consumption per fan	:	70 W
Total energy consumption of fans	:	70W X 100 fans
	:	7 kW
Super-efficient BLDC fans energy consumption	:	30 W
Savings from 70W to 30 W	:	55%
Total savings in fans energy consumption	:	55% of 7kW
	:	3.5 kW
Savings per year	:	3.5 kW X 2000 hrs X Rs. 7.50 / unit
	:	Rs. 0.75 Lakhs
Investment	:	Rs. 2, 50, 000
	:	52 months
Annual emission reduction potential	:	6.00 T CO <sub>2</sub>

*K. Suresh*  
**Dr. KOPPARTHI SURESH**  
 PRINCIPAL  
 BHIMAVARAM INSTITUTE OF  
 ENGINEERING & TECHNOLOGY



### **Install Air conditioners energy saver for spilt air conditioners:**

**Present status:** As per the data obtained from BIET team, the campus has majorly 2.5 TR units installed. There are 15 spilt air conditioners installed.

#### **Recommendation:**

We recommend installing "Airtron", an energy saver that can be installed at every individual unit of AC. The Airtron is the world's most advanced AC SAVER, with all the controls of a Precision AC. The Airtron's dual sensors reference the Room and Coil & Ambient Temp, and uses complex, multiple algorithms in a "closed -loop circuit" to reduce the Compressor Run-Time, to ensure the high savings while maintaining and displaying the Set temperature accurately. The Airtron is Programmable for geographical location and climate and adapts automatically to changes in season and ambient conditions.


This unique device has been developed on Patent-Published technology and approved by leading MNC'S, PSU'S and Govt. Departments. The Airtron is validated by EESL (Energy Efficiency Services Ltd.), Ministry of Power, Government of India, for 44% savings. The Airtron has been validated on all AC's- Inverters, 5 Star, Splits, Multi-Splits, Packages, ducts, Windows, Cassettes from 1.0 - 20.0 TR, LG Ltd, Videocon Ltd, Tata Communications, L&T, Nestle, Ashok Leyland etc. The AIRTRON comes with a Remote for setting the Room Temperature, and in a Non-Flammable Polycarbonate Enclosure, with SMPS Power Supply, to tolerate wide Voltage and Current fluctuations, Surges, Spikes and Sags.

In our case, Airtron installation can reduce the energy consumption of each fixture by 15% on a conservative basis. For a total energy consumption, for air conditioners, as 20 units per hour, 3 units per hour can be saved. It is recommended to install Airtron energy saver in a phase wise manner preferably in the batches of 10 units.

  
**Dr. KOPPARTHI SURESH**  
**PRINCIPAL**  
**BHIMAVARAM INSTITUTE OF**  
**ENGINEERING & TECHNOLOGY**

Saving Calculation: Considering the operating hours to be 2000 and unit cost as Rs 7.50/-.

- Monetary annual savings : Rs 45,000/-
- Total investment : Rs 80,000/-
- Payback period : 22 months (2 years)
- Annual emission reduction potential : 4.92 MT CO<sub>2</sub>



*K. Suresh*  
Dr. KOPPARTHI SURESH  
PRINCIPAL  
BHIMAVARAM INSTITUTE OF  
ENGINEERING & TECHNOLOGY

## Install solar water heater for hostel hot water requirements

Heaters are being used for the hot water requirements of the hostel. Generally, the heaters in the hostel will be rated for 2 kW with a capacity of 25 liters per heater. Electrical heaters are one of the highest energy consumers in the hostel.

Replacing the electrical heaters with solar water heaters is the best solution for eliminating the power consumption of the heaters.

The following explanation of solar water heaters is taken from [www.bijlibachao.com](http://www.bijlibachao.com).

A solar water heater is a system that utilizes solar energy (or the energy from sunlight) to heat water. It has a system that is installed on a terrace or open space where it can get sunlight and the energy from the sun is then used to heat water and store it in an insulated tank. The system is not connected to electricity supply and thus does not have an on-off switch, but it uses the sunlight throughout the day to heat the water and store it in the storage tank. Most of the solar water heater on a sunny day can provide heater water at about  $68^{\circ} \pm 5^{\circ}$  C temperature. Water from the storage tank can then be used for any application as desired. One can feed this heated water to the electric geyser so that when sunlight is not enough, it uses electric energy to heat the water to the desired set temperature. This is also called Hybrid Water Heater.

## Solar Water Heaters Types and Benefits



### Flat Plate Collectors (FPC) System

Long lasting as they are metallic. But are expensive

Can work in colder regions with sub zero temperature but will need an anti freeze solution.

In places with salty water a heat exchanger is required with FPC system.

### Evacuated Tube Collectors (ETC) System

Fragile but cheaper.

Very good for colder regions where the temperature is sub zero.

Require regular cleaning where the water is salty.

### Benefits of a 100 lts Solar Water Heater in India.

	Northern Region	Eastern Region	Southern Region	Western Region
Expected no. of days of use of hot water per year	200 days	200 days	300 days	250 days
Expected yearly electricity saving on full use of solar hot water (units of electricity)	1000	1000	1500	1250



For this report, a 100-liter capacity solar water heater is considered. A 100-liter, EPC solar water heater requires 20 square feet of space. The energy saving from the system is calculated as follows:

Heat required (kcal) = M (Mass of water) x Cp (Specific heat of water) x delta T (Difference in starting temperature and desired temperature)

kW saving = M (Mass of water) x Cp (Specific heat of water) x delta T (Difference in starting temperature and desired temperature) X 0.0012 (conversion from kcal to kW)

$$= 100 \text{ kg} \times 1 \times (50 \text{ Deg C} - 25 \text{ Deg C}) \times 0.0012$$
$$= 3 \text{ kW}$$


Therefore, for heating 100 litres of water, the energy saving would be 3 kW.

Cost of 500-liter EPC solar water will be Rs. 60,000.

For a 500-litre solar water heater the energy saving will be 15 kW.

Cost saving for 250 days of operation will be Rs. 28,000.

Pay back will be in 25 months.

  
Dr. KOPPARTHI SURESH  
PRINCIPAL  
BHIMAVARAM INSTITUTE OF  
ENGINEERING & TECHNOLOGY

# Conclusion

BIET has initiated few energy efficiency activities in their campus. While Sustainable Living Inc appreciates the plant team for their efforts, we would like to emphasize that opportunity exists further reduce the energy consumption. Installation of renewable energy is to be given major focus. RESCO model can be adopted to install renewable energy without upfront capital investment. We in Sustainable Living Inc are sure that all the recommendations mentioned in the report will be implemented by BIET team and the overall environmental performance of the campus will be improved.



**Dr. KOPPARTHI SURESH**  
**PRINCIPAL**  
**BHIMAVARAM INSTITUTE OF**  
**ENGINEERING & TECHNOLOGY**

## List of Vendors

Equipment	Supplier Name	Contact Person	Mail Address	Contact Number
AC Energy Saver	Gloabtel Convergence Ltd	Mr Chirag Morakhia	chirag@gloabtel.com	9324176440
AC Energy Saver	Magnatron International	Mr Kishore Mansata	indiaenergysaver@gmail.com	9748727966
BLDC Ceiling Fans	Atomberg Technologies Pvt Ltd	Ms Roshni Noronha	roshninoronha@atomberg.com	9987366655
BLDC Ceiling Fans	Versa Drives	Mr Sathish	sathish@versadrives.com	94885 94382
LED	Havells India Ltd	Mr. Sunil Sikka	sunil.sikka@havells.com	0120-4771000
LED	Kwality Photonics Pvt. Ltd.	Mr. K. Vijay Kumar Gupta	kwality@kwalityindia.com	+ 91 40 2712 3555
LED	OSRAM Lighting Pvt. Ltd.	Mr Nitin Saxena	N.saxena@osram.com	+91 124 626 1300
LED	Reckon Green Innovations Pvt Ltd	Mr Krishna Ravi	krishna@reckongreen.com	9985333559

  
**Dr. KOPPARTHI SURESH**  
 PRINCIPAL  
 BHIMAVARAM INSTITUTE OF  
 ENGINEERING & TECHNOLOGY



# Sustainable Living Inc



**Bhimavaram**


**Institute of Engineering & Technology**

Approved by AICTE | Affiliated to JNTU - Kakinada

## Green Landscape Audit

# CONTENTS

- 03 Acknowledgment
- 05 Executive Summary
- 07 Green landscape
- 13 Conclusion



# Acknowledgment

Sustainable Living Inc

**Hiran Prashanth**  
Environmental Sustainability Auditor

17 May 2022

## Green Landscape Audit

The Sustainable Living Inc acknowledges with thanks the cooperation extended to our team for completing the study at Bhimavaram Institute of Engineering and Technology (BIET).


The interactions and deliberations with BIET team were exemplary and the whole exercise was thoroughly a rewarding experience for us. We deeply appreciate the interest, enthusiasm, and commitment of BIET team towards environmental sustainability.

We are sure that the recommendations presented in this report will be implemented and the BIET team will further improve their environmental performance.

*Kind regards,*

Yours sincerely,  
*Hiran Prashanth*

**Hiran Prashanth**  
Environmental Sustainability Auditor  
Sustainable Living Inc



*K. Suresh*  
**Dr. KOPPARTHI SURESH**  
PRINCIPAL  
BHIMAVARAM INSTITUTE OF  
ENGINEERING & TECHNOLOGY



## About Auditor

Hiran Prashanth is a sustainability consultant based in London. He has over 13 years of experience in climate change and environmental sustainability. He was working with the Confederation of Indian Industry (CII) before moving to London to pursue a master's degree at King's College, London.

Hiran Prashanth was awarded the 'Best Sustainability Assessor' by the Honorable Minister for HRD, Mr. Prakash Javadekar. Hiran Prashanth is a CII certified carbon footprint expert and a resource efficiency expert. He has trained more than 1000 industry personnel across the world on climate change and sustainability. He is a guest faculty at IIM Lucknow and SIBM, Pune. His credentials can be found on [Hiran Prashanth | LinkedIn](#). Sustainable Living Inc provides services on carbon footprint, energy audit, resource management and embodied carbon.



**Dr. KOPPARTHI SURESH**  
**PRINCIPAL**  
**BHIMAVARAM INSTITUTE OF**  
**ENGINEERING & TECHNOLOGY**

# Executive Summary

The growth of countries across the world is leading to increased consumption of natural resources. There is an urgent need to establish environmental sustainability in every activity we do. In a modern economy, environmental sustainability will play a critical role in the very existence of an organization.

An educational institution is no different. Built environment, especially an educational institution, has a considerable footprint on the environment. Impact on the environment due to energy consumption, water usage and waste generation in an educational institute is prominent. Therefore, there is an imminent need to reduce the overall environmental footprint of the institution.

As an Institution of higher learning, Bhimavaram Institute of Engineering and Technology (BIET) firmly believes that there is an urgent need to address the environmental challenges and improve their environmental footprint.

True to its belief, BIET maintains an excellent landscaping in its campus. The whole campus is lush green, and trees are seen everywhere around the campus. Sustainable Living Inc congratulates the BIET team for their wonderful efforts to create a truly green campus.

Based on the data submitted by BIET team, following improvement opportunities have been identified in the campus in terms of landscaping:

- Implement ecosystem restoration by development of theme gardens in unused areas of the campus
- Develop green corridors between existing areas in the campus
- Develop natural areas to encourage bird roosting and nesting in built-up areas
- Increase tree density and canopy cover in the built-up areas by planting more fruit yielding tree

- Conduct regular flora surveys for improving the existing data
- Develop strategies for regular monitoring & prevention of invasive plant species

**By addressing the improvement opportunities, the campus would be able to achieve the following benefits:**

- Identifying & implementation of proper measure for conservation of endangered floral species in the campus
- Reduce the microclimate temperature of the campus by 1-2 degrees which is quite significant
- As many of the species have the capability to absorb contaminants in the air and therefore this would lead to better air quality in the campus
- This can evolve as an excellent educational campus for spreading awareness on biodiversity and benefit the nation at large

  
**Dr. KOPPARTHI SURESH**  
**PRINCIPAL**  
**BHIMAVARAM INSTITUTE OF**  
**ENGINEERING & TECHNOLOGY**



# Introduction

## **Urbanisation and its effect on loss of biodiversity**

Urbanization causes biodiversity to decline. As cities grow vital habitat is destroyed or fragmented into patches not big enough to support complex ecological communities. In the city, species may become endangered or even locally extinct as natural areas are swallowed up by the urban jungle.

Ironically, it is urban growth that is often responsible for the introduction of non-native species, either accidentally or deliberately, for food, pets or for aesthetic reasons.

## **Documentation of Flora**

Knowledge on biodiversity of any geographical region is of paramount importance for sustainable management and conservation plans. The foremost task in the conservation process is to prepare an inventory of species. It is necessary to have full knowledge regarding the habit, habitat, distribution and phenology of various plants for their proper conservation.

The documentation of flora will help in identifying, documenting and promoting the conservation of native flora in India. This in turn will help in promoting native species for landscapes as they suit the growing interest in "low-maintenance" gardening and landscaping.

Many species are vigorous & hard and can survive winter, cold and summer heat. These species, once established, can flourish without irrigation or fertilization and are resistant to most pests & diseases.

  
**Dr. KOPPARTHI SURESH**  
**PRINCIPAL**  
**BHIMAVARAM INSTITUTE OF**  
**ENGINEERING & TECHNOLOGY**

### **Need for Documentation of Flora**

The knowledge building on significance and importance of various flora existing around us is the need of the hour. Loss of the biodiversity is likely to result in loss of various other taxonomic groups.

### **Serve as a ready reckoner:**

Most of the campuses have huge landscape with diverse floral species. Nevertheless, the availability of information on these species is minimal. Hence, the documentation of the species would serve as an educational material on the details of species existing within the campus

### **Public Visibility:**

Despite having various Biodiversity initiatives in place within the campus most of the campuses lack the visibility of the measures taken in conservation. The study will create awareness & visibility of the campus on various conservation measures implemented to the occupants as well as to the visitors.

Also, the organization will gain visibility globally amongst its shareholders for the positive steps taken towards protecting biodiversity.

### **Conservation of species:**

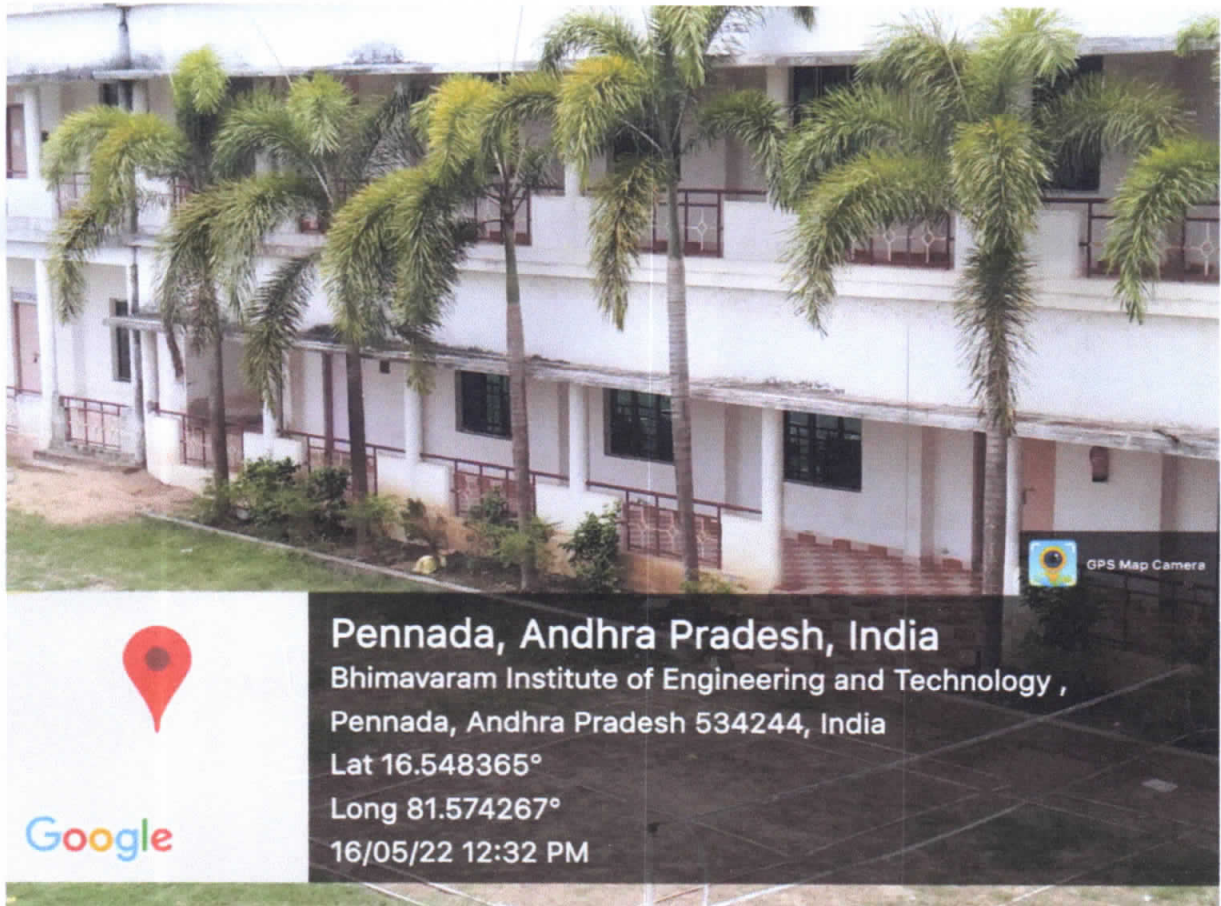
Due to urbanization most of the floral species are under tremendous pressure. The need of the hour is to conserve and protect these species. The study would help in identifying such species in the campus which need to be conserved.

  
**Dr. KOPPARTHI SURESH**  
**PRINCIPAL**  
**HIMAVARAM INSTITUTE OF**  
**ENGINEERING & TECHNOLOGY**

# BIET carbon sequestration through plantation

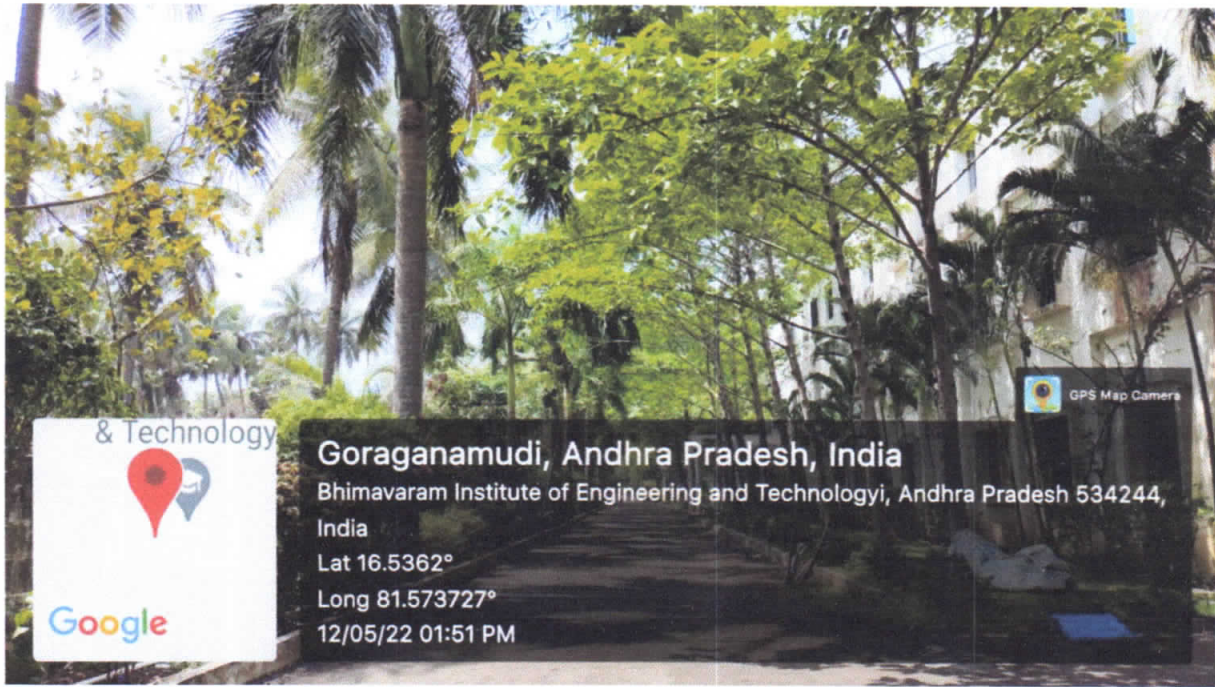
Carbon sequestration through plantation is one of the important steps towards achieving carbon neutrality. In carbon footprint calculation of BIET, carbon sequestration through plantation is considered and due credit has been given.

No. of trees considered for carbon footprint calculation	:	200 trees
CO2 absorbed by a tree in one year	:	18 KG
Total CO2 sequestered	:	200 trees x 18 KG of CO2 / year
	:	3600 KGs of CO2



*K. Suresh*  
**Dr. KOPPARTHI SURESH**  
**PRINCIPAL**  
**BHIMAVARAM INSTITUTE OF**  
**ENGINEERING & TECHNOLOGY**





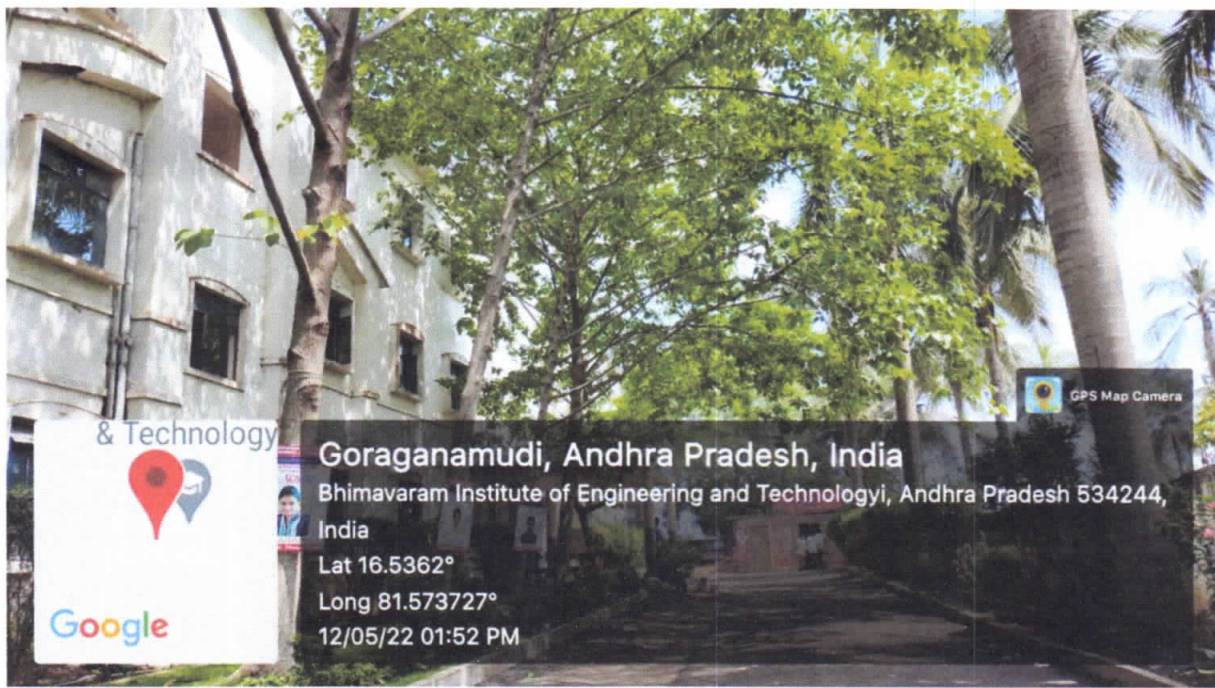
& Technology



Google

**Goraganamudi, Andhra Pradesh, India**  
Bhimavaram Institute of Engineering and Technology, Andhra Pradesh 534244,  
India  
Lat 16.5362°  
Long 81.573727°  
12/05/22 01:51 PM

GPS Map Camera



& Technology



Google

**Goraganamudi, Andhra Pradesh, India**  
Bhimavaram Institute of Engineering and Technology, Andhra Pradesh 534244,  
India  
Lat 16.5362°  
Long 81.573727°  
12/05/22 01:52 PM

GPS Map Camera

*K Suresh*  
**Dr. KOPPARTHI SURESH**  
**PRINCIPAL**  
**BHIMAVARAM INSTITUTE OF**  
**ENGINEERING & TECHNOLOGY**

## Plantation & Maintenance techniques

### Selection of species

- Native species like *Azadirachta indica* (Neem), *Pongamia pinnata* (Pongam tree), *Cassia fistula* (Indian shower tree), *Butea monosperma* (Flame of the forest) and also fruit bearing species like *Mangifera indica* (Mango), *Manilkara sapota* (Chikoo), *Syzygium cumini* (Jamun Tree), *Psidium guajva* (Guava), *Annona squamosa* (Custard apple), *Punica granatum* (Pomegranate), *Phyllanthus emblica* (Indian Gooseberry), *Citrus sinensis* (Sweet lime) and *Citrus limon* (Lime) to be selected for plantation
- Saplings of 2-3 ft height to be considered for plantation in public areas
- Plantation can be taken up as avenues (roadside plantation) and green belts (thick plantation in one area)
- Fruit plantation can be taken up in protected areas, institutions with large areas. Special care to be taken in maintenance since these plants also generate revenue

### Digging of pits

Pits to be dug about one month prior to the plantation date and it should be exposed to sunlight. This will help in killing of harmful disease-causing bacteria and virus.

1. In places of no availability of proper sunlight, dry trash to be filled in the pit and burnt.
2. Pit size should be normally 2ft<sup>3</sup> or 3ft<sup>3</sup> and in soils which are very hard 4ft<sup>3</sup> or above to be dug.
3. Further to the digging of pit, the bottom of the pit should be loosened up to 6-9 inches.
4. While digging, we can observe different soil profiles. Topsoil will be soft and contains enough nutrients for nourishing the plant. The topsoil should be deposited on one end and hard soil on the other end. While filling the pit with soil, the topsoil only should be used. The topsoil from the non-plantation area around the pit to be collected and mixed with manure and used for filling of the pit.

  
**Dr. KOPPARTHI SURESH**  
**PRINCIPAL**  
**BHIMAVARAM INSTITUTE OF**  
**ENGINEERING & TECHNOLOGY**



## Transportation

- Visit to the nurseries and enquire about plant species like availability, size, age and girth prior to the plantation. Also, the size of the packet in which the plant is existing to be enquired.
- Ensure that the material is available in the nursery and allotted to pick up
- The saplings to be watered one or two days prior to the movement of plants to plantation area.
- The plants to be procured at least 15 days prior to plantation.
  - The saplings to be watered as soon as they reach the plantation area and regularly thereafter.
  - They should be kept in shade, non-windy & protected areas.

The above said steps to be followed for movement of plants near to the pits within the plantation area.

Enough water to be stored for watering the plants after plantation. Also, tools and manpower to be kept in place to ensure proper plantation of saplings

If the sapling is bushy with many branches, then the branches are to be trimmed before plantation.

## Plantation

- The poly bag around the root ball to be carefully cut with a knife / sickle / scissors without disturbing the roots
- Rope and stakes are to be kept ready to support the plant after plantation.
- Regular watering to be done to the plants followed by mulching (loosening of top 3 – 4 inches of soil)
- Mulching will help in conservation of moisture, aeration of roots and control of weeds.
- Note: At least 5% of extra plants to be procured for timely gap filling and to ensure 100% survival. Care to be taken for these plants like other plants.

**Dr. KOPPARTHI SURESH**  
**PRINCIPAL**  
**BHIMAVARAM INSTITUTE OF**  
**ENGINEERING & TECHNOLOGY**



## Recommendations for Enhancing Flora in Campus

### 1. Implement Ecosystem Restoration

- Develop naturalised areas in the Open Area segments
  - Wastelands in the campus can be converted to a Park
- 'Theme Gardens' can be developed in unused areas of the campus to increase proportion of natural area

### 2. Enhance Ecosystem Protection

- Protect and maintain the existing Open Area segments

### ● Planting more fruit yielding trees

- Increase tree density and canopy cover in the built-up areas

### 4. Increase number of Native Plants in the Landscape area

- Increase native plants to boost native biodiversity

Bees, butterflies and other insects

- Healthy native plant growth will help in easy identification of invasive alien species

### 5. Introduce more native species in Open Areas

### 6. Preventing/ Decreasing Invasive Alien Species Spread

- ➤ Identify potential threatening species in advance and implement quarantine measures
  - Mass Eradication techniques for larger spreads
- Commitment to complete eradication
- Manual Uprooting of small populations

### 7. Develop natural areas to encourage bird roosting and nesting in built-up areas

  
**Dr. KOPPARTHI SURESH**  
**PRINCIPAL**  
**BHIMAVARAM INSTITUTE OF**  
**ENGINEERING & TECHNOLOGY**

## 8. Introduce features to attract birds in the built-up areas

- Bird feeders
- Water troughs/ Bird baths
- Nesting material

## 9. Improve measures for rainwater harvesting in paved and un-paved areas

- Open fields, parks, pavement landscapes, etc.
- Develop outdoor parks in open areas

# Conclusion

As seen in the carbon sequestration calculation, tree plantations lead to a tremendous reduction in net emissions of the campus. Therefore, BIET needs to develop a roadmap to include tree plantation as a strategy to reduce overall carbon emissions of the campus.

  
Dr. KOPPARTHI SURESH  
PRINCIPAL  
BHIMAVARAM INSTITUTE OF  
ENGINEERING & TECHNOLOGY